



Dream™

Safe & convenient Internal Transfer

CONTENT

P.4 Dare to **Dream™**

P.8 What is an Internal Transfer WAV?

P.10 Six-way Adjustable Seat

P.14 Internal Transfer Vehicle Features

P.16 Vehicle Features

P.20 Technical Specs

P.22 Personalise Your **Dream™**

P.24 Your Driving Assessment

P.26 Your OC Cars & Mobility Journey



DARE TO DREAM

Dream™ has been expertly designed to offer you plenty of space to safely transfer inside your vehicle from your wheelchair into the specially designed, adjustable 'six-way' driver or front passenger seat.

Based on the acclaimed Ford Tourneo Custom, it's comfortable, stylish and brimming with the latest entertainment and communication technology. **Dream™** is certainly one of the leaders of premium wheelchair driving cars.

Transferring inside your wheelchair accessible vehicle, as opposed to doing this outside with a standard car, is ideal in bad weather, or on a busy road and will save you from potential strain and injury caused by lifting your wheelchair.



DARE TO DREAM

1. One-touch automatic tailgate release
2. 8" colour touchscreen with AppLink
3. One-touch automatic wheelchair ramp
4. Reliable, powerful & sleek design
5. Parking sensors to help you manoeuvre
6. Stylish five-bar chrome grille



WHAT IS AN INTERNAL TRANSFER WAV?

An Internal Transfer wheelchair accessible vehicle (WAV) enables you to enter the car in your wheelchair, powerchair or mobility scooter and manoeuvre yourself so you can comfortably drive the vehicle or sit in the upfront passenger position.

With one press of your key fob, the tailgate of the **Dream™** opens automatically. This simultaneously releases and unfolds the strong and durable wheelchair ramp to allow for safe entry into your vehicle.

Once inside, your wheelchair is secured by a high-quality docking station which activates once your wheelchair is in position or a four-point restraint system, allowing you to safely transfer to the specialised 'six-way seat' and then choose your optimum driving or seated position.

Your **Dream™** is fitted with personalized driving adaptations and aids to ensure you have a smooth ride. Our trained mobility experts can help you find the perfect combination to suit your needs.



SIX-WAY ADJUSTABLE SEAT

Dream's™ internal Transfer, six-way seat provides the ultimate in manoeuvrability, with six different movements available - up, down, forward, backward, rotate left and rotate right.

First you enter the vehicle and position your wheelchair, powerchair or scooter next to the internal wheelchair transfer seat. Transferring across from your wheelchair to the six-way seat is done within the shelter of the car. As you will recognise, this does require a degree of upper-body coordination and strength.

Once you've transferred from your wheelchair, powerchair or mobility scooter to the six-way seat, you'll be able to choose your optimum driving or up-front passenger position by using the levers attached to your six-way seat.

Dream™ also offers additional passenger seating for up to four friends, family members or colleagues. Please ask our specialist internal transfer advisors about various seating layouts available, to suit your needs.

If you do not wish to transfer to your six-way seat, you can travel in a crash-tested wheelchair or powerchair once properly secured. You can not travel in a mobility scooter.



SIX-WAY ADJUSTABLE SEAT

1. Specially lowered floor for optimum accessibility
2. Six-way adjustable seat
3. Six-way adjustable seat movement controls
4. Remote controlled tailgate
5. Internal ramp release and close



INTERNAL TRANSFER VEHICLE FEATURES

1. Suitable for powerchairs, mobility scooters and wheelchairs
2. High quality wheelchair restraints
3. High quality docking station
4. Fully compliant with UK wheelchair accessible vehicle standard – PAS 2012



VEHICLE FEATURES

Boasting a bold five-bar chrome grille, daytime running lights and 17-inch alloy wheels, **Dream™** is one of the front runners in premium internal Transfer WAVs.

The eight-inch colour screen adds the finishing touch that brings the vehicle into a new world of technology.

Ford SYNC3 links to your smartphone* to open up a world of technological opportunity. From viewing your text messages to linking satellite navigation, the touchscreen interface mirrors your phone applications so you can access them from your vehicle.



VEHICLE FEATURES

1. Cruise control
2. Air conditioning
3. 8" colour touchscreen with AppLink
4. USB connection
5. Park brake
6. Personalised adaptations and driving aids
7. Driver armrest



Model		2.0 TDI 130 EcoBlue Auto
Engine		
Emission control standard	Euro 6	
Cubic capacity	1,995	
Max. power - PS	130	
Max. torque - Nm	360	
Fuel	Diesel	
Start & Stop technology	Yes	
Transmission		
Number of gears	6-speed auto	
Fuel		
Capacity (litres)	70	
Weight (kg)		
Gross vehicle weight	3,240	
Tyres		
Size	235 / 55 R17	
Puncture system	Puncture repair kit	
Brakes		
Front & rear discs	Power assisted	
Suspension		
Front	Macpherson struts & coils springs	
Rear	Leaf springs & Gas-pressurised shock absorbers	

Certification	
Base Vehicle	Ford Tourneo Custom
Vehicle Approval	Individual Vehicle Approval
Access Standard	Approved to PAS 2012 for M1 wheelchair accessible vehicles

Dimensions	
Vehicle Dimensions	
Length (mm)	4,972
Width (mm)	2,272
Height (mm)	1,986
Side door entry width (mm)	930
Wheelchair Access Ramp	
Width x length x height (mm)	695 x 1065 x 1460
Angle when unfolded on to road (°)	11
Safe working load (kg)	400
Maximum Mobility Aid Dimensions*	
Width x height x length (mm)	704 x 1,476 x 1,065



Mobility aid = wheelchair, powerchair or mobility scooter

*If you do not wish to transfer to your six-way seat, you can travel in a crash-tested wheelchair or powerchair once properly secured. You cannot travel in a mobility scooter.

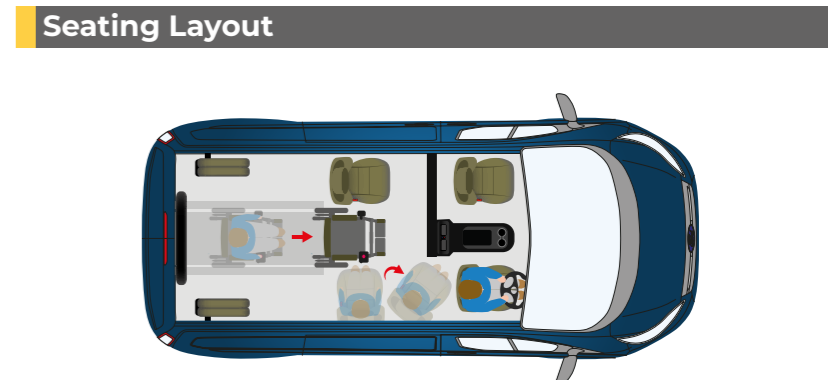
Warranty	
3 year/100,000 mile Ford warranty	
12 year perforation warranty	
3 year/60,000 mile additional components warranty	

Accessibility, Features & Accessories	
Accessibility & Style Features	
Automatic tailgate	✓
Automatic wheelchair ramp	✓
Personalised adaptations and driving aids	✓
Body coloured bumpers & mouldings	✓
Alloy wheels	✓
Twin sliding doors	✓
LED daytime running lights	✓
Safety & Security	
Front & rear parking sensors	✓
Perimeter alarm	✓
Driver & front passenger airbags	✓
Three point seat belts	✓
Four point wheelchair restraint system (85kg)	✓
Four point wheelchair restraint system (150kg or 200kg)	•
ISOFIX in rear seat	✓
Personalised wheelchair docking station	✓
Comfort & Convenience	
Privacy glass	✓
7 USB connection points	✓
Front & rear air conditioning	✓
Cruise control	✓
Quickclear heated windscreen	✓
Electrically adjustable, heated & foldable door mirrors	✓
Electric front windows	✓
Floor mats	✓
Auto start-stop system	✓
Sat Nav	•
Electric step	•

Audio and Entertainment	
8" colour touchscreen - DAB radio & MP3	✓
Bluetooth® connectivity	✓
AppLink	✓



Motability Scheme vehicles are only available in metallic paint per colours above. Colours for illustrative purposes only.



PERSONALISE YOUR DREAM™

We're all unique when it comes to our driving needs so no two internal transfer vehicles are the same. To ensure you have a safe and comfortable drive, we'll help personalise your Dream™ with driving adaptations and aids, customised to suit your needs.

On your test drive, your dedicated mobility consultant will assess your strength and range of movement and suggest suitable driving adaptations. If you already use these in your current car, we can aim to replicate what you're already comfortable with. Either way, our goal is to ensure your driving experience is as smooth and enjoyable as possible.

The driving aids that you choose will be carefully measured and fitted to your vehicle around a week before your car is due to be delivered. Your mobility consultant will be there to make sure everything is placed to your personalised specification. On your collection day your mobility consultant will ensure you're confident and comfortable using all the accessible features of your new car.



YOUR DRIVING ASSESSMENT

If you're new to wheelchair driving, or you're changing your current driving adaptations, your expert OC Cars & Mobility consultant will provide a thorough evaluation of your driving ability.

They'll test things like your vision, reactions, awareness and ability to operate your personalised driving aids. This ensures your safety on the road and suitability for driving.



Step 1

Our internal transfer vehicle specialists will discuss your requirements with you, over the phone.



Step 2

test drive, at a time that suits you.



Step 3

We discuss which personalised driving adaptations you need



Step 4

Once you're completely happy with your choice, we can help with your Motability paperwork or suggest alternative finance options.



Step 5

We'll arrange Collection of vehicle on a date that suits you.



Step 6

Your dedicated mobility consultant will give you a refresher on the accessibility and safety features of your new car.



Step 7


Now it's time to hand over the keys! Around four weeks later, we'll pop back round for your familiarisation check.



Step 8

Our OC Cars team will provide a safety check every six months. They can even offer to fully service your car,




 018332301

 sales@occars.ie

 <https://www.occars.ie/new-wheelchair-cars/ford-tourneo->

custom-dream/

 @OCCars&mobility  OCCars&Mobility  OCCars&mobility  @OCCars&mobility

 OCCars&mobility


MOBILITY VEHICLE CENTRE OF EXCELLENCE

 OCCars&mobility