

Independence™

From Peugeot and Allied Mobility

Independence™ from Peugeot and Allied Mobility



INDEPENDENCE



EasyFold™ rear ramp



Ample seating capacity



Radio / CD player
& air conditioning



Manual or automatic
transmission

Style & Versatility



Available exclusively from Allied Mobility, the Peugeot *Independence*™ is the UK's most popular wheelchair accessible MPV.

Based on the economical Peugeot Expert Tepee and with room for up to seven passengers plus a wheelchair, *Independence*™ is the perfect vehicle for larger families or small groups.

Ideal for able bodied and wheelchair passengers alike, *Independence*™ brings unbeatable flexibility. With numerous seating layout options to choose from, *Independence*™ offers something to everyone. Plus, you can opt for manual or automatic transmission.

World of Choice



At Allied Mobility we understand that everyone's needs are different. The Peugeot *Independence*™ has been designed and developed with that fact front of mind.

With its roomy interior, *Independence*™ can carry up to seven people plus a wheelchair passenger. If you don't need quite so many seats, you can tailor the seating layout of the *Independence*™ to suit your needs. There's even a two wheelchair *Twin* model as well.

You can also choose between Peugeot's Comfort or Leisure interior specification, putting you in control of your driving experience. For those who need extra space, choose the *Independence Plus*™, with a longer wheelbase. Or if it's extra headroom you'd like, the *Independence SE*'s lowered floor is ideal.

In short, with *Independence*™ there's a world of choice and the flexibility to cater for all your requirements.

Accessibility & Safety



Despite the numerous options available, one thing remains constant with *Independence™* – first rate accessibility. *Independence's* EasyFold™ ramp delivers a low gradient, making wheelchair entry and exit easy and hassle free. There's also the option of an electric winch, if you do need extra help.

Once inside, the wheelchair passenger feels safe as their wheelchair is secured to the vehicle floor using high quality, four point wheelchair restraints. The wheelchair passenger, like other passengers, also has complete peace of mind with full lap and diagonal seat belts.

Wheelchair accessible features:

- Unique EasyFold™ lightweight, wheelchair ramp
- High quality wheelchair restraint system
- Lap and diagonal seat belt
- Wide choice of seating options
- Single and twin wheelchair models available
- Remote controlled electric winch (free option)
- Safety tested to EC Whole Vehicle Type Approval standard

Model Options



Our summary table below should help you choose which *Independence™* is best for you.

Model	Comfort				Leisure			
	Engine/Transmission	Wheelbase	Floor	Trim	Engine/Transmission	Wheelbase	Floor	Trim
<i>Independence S</i>	98 PS manual or 163 PS auto	Standard	Standard	Standard	130 PS manual or 163 PS auto	Standard	Standard	Premium
<i>Independence S Plus</i>	98 PS manual or 163 PS auto	Long	Standard	Standard	130 PS manual or 163 PS auto	Long	Standard	Premium
<i>Independence SE</i>	98 PS manual or 163 PS auto	Standard	Lowered	Standard	130 PS manual or 163 PS auto	Standard	Lowered	Premium
<i>Independence SE Plus</i>	98 PS manual or 163 PS auto	Long	Lowered	Standard	130 PS manual or 163 PS auto	Long	Lowered	Premium
<i>Independence Twin</i>	98 PS manual or 163 PS auto	Long	Lowered	Standard	130 PS manual or 163 PS auto	Long	Lowered	Premium

S & S Plus

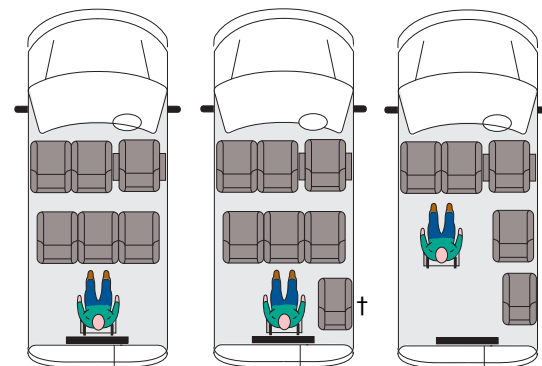


Optional Tip & Turn Seats



Our classic model *Independence S™* is available in a wide choice of seating layouts accommodating driver, wheelchair passenger and up to six seated passengers. However, if it's more room and less seating capacity you'd like, you can specify the exact layout you want. There's also the option of the *S Plus*, with a longer vehicle length, for additional space in the rear if required.

Example Layouts (other permutations available)



† Optional fixed or tip and turn seat.

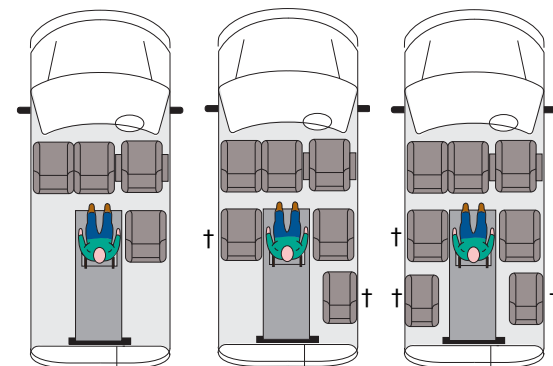
SE & SE Plus



The Independence SE™ has been specially designed with a lowered floor to provide extra headroom, ideal for taller wheelchair users or those with a higher wheelchair or powerchair. The lowered floor also affords the wheelchair passenger an enhanced view when travelling.

Independence SE™ can accommodate driver, wheelchair passenger and up to six seated passengers. There's also the option of the SE Plus, with a longer vehicle length, for additional space in the rear if required.

Example Layouts (other permutations available)

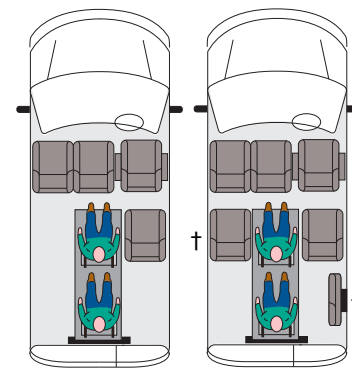


† Optional fixed or tip and turn seat.



The Twin model is the final option in the Independence™ family. As the name suggests, Independence Twin™ has been carefully designed to accommodate two wheelchair users along with a driver and up to five seated passengers.

Example Layouts (other permutations available)



† Optional fixed or tip and turn seat.

Technical Specification

Model	2.0 HDi 98 MANUAL	2.0 HDi 130 MANUAL	2.0 HDi 163 AUTO
Engine			
Emission control standard	Euro 5	Euro 5	Euro 5
Cubic capacity	1997	1997	1997
Max. power bhp	98	130	163
Max. torque Nm (rpm)	260 (1500)	320 (2000)	340 (2000)
Fuel	Diesel	Diesel	Diesel
Transmission			
Number of gears	6 manual	6 manual	6 auto
Tyres			
Size	215/60R 16XL	215/60R 16XL	215/60R 16XL
Puncture system	Spare or tyre weld		
Fuel Consumption (mpg)			
Urban drive cycle	39.2	37.1	31.3
Extra urban drive cycle	47.0	47.0	41.5
Combined drive cycle	44.1	42.8	37.1
Brakes			
Ventilated front and solid rear discs	✓	✓	✓
Rear drums	✓	✓	✓

Vehicle Dimensions (mm)	Standard	Plus
Length	4806	5136
Width	2176	2176
Height	1934	1936
Wheelbase	3000	3122

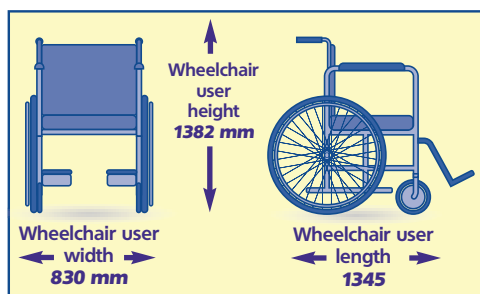
Certification	
Base Vehicle	Peugeot Expert Tepee
Conversion	EC Whole Vehicle Type Approval

Key ✓ = included

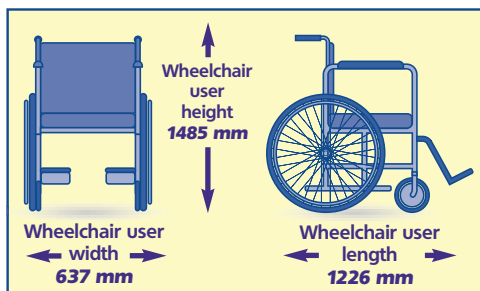
Model	S & S Plus	SE	SE Plus	SE Plus (two wheelchairs)
Suspension				
Front	Independent pseudo-Macpherson with lower wishbone & anti-roll bar			
Rear	Semi-deformable axle with offset panhard rod & coil springs			
Ground clearance (mm)	177	140	135	135
Weights (kg)				
Gross vehicle weight	2780-2810	2780	2780-2810	2780-2810
Maximum wheelchair mass (kg)	85	140	120	120 front/140 rear
Ramp				
Width x length (mm)	735 x 1980	740 x 1185	740 x 1185	740 x 1185
Angle when deployed onto road (°)	11.6	11.9	11.9	11.9
Safe working load (kg)	300			

Designated Travelling Position (maximum dimensions)

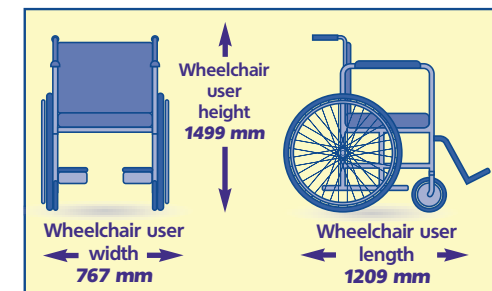
S & S Plus Model



SE Model



SE Plus Model




Features & Options

INDEPENDENCE


Model	Comfort	Leisure
Style Features		
Twin sliding doors	✓	✓
One piece tailgate	✓	✓
Black side rubbing strips	✓	✓
Part colour coded bumpers	X	✓
Metallic paint	M	M
Supagard interior and exterior protection	•	•
Safety & Security		
ABS with emergency brake assist	✓	✓
Rear fog and reversing light	✓	✓
Front fog lights	X	✓
Driver airbag	✓	✓
Side airbags	X	✓
3-point seat belts (including wheelchair passenger seat belt)	✓	✓
Four point wheelchair restraint system	✓	✓
Height adjustable front and rear head restraints	✓	✓
Reverse parking sensors	F	F
Comfort & Convenience		
Electric winch (ramp assist)	•	•
Electric winch (wheelchair entry)	F	F
Internally adjustable driver's door mirrors	✓	✓
Electric, heated, folding door mirrors	X	✓
Velour trim seats	X	✓
Full interior trim panels	X	✓
Central locking	✓	✓
Electric front windows	✓	✓
Air conditioning	✓	✓
Height and reach adjustable steering wheel	✓	✓
Distance to next service indicator	✓	✓
Light on warning alarm	✓	✓
Tom Tom satellite navigation	•	•
Floor mats	•	•
Various hand controls and adaptations	•	•
Privacy glass	•	•
Audio		
Radio and CD player	✓	✓

Colours


Metallic



Aluminium




Shark Grey



Astor Grey




Hickory




Golden White

Solid



Black



Bianca White

Colour palette for illustrative purposes only. Motability Scheme vehicles are available in metallic colours only.

KEY

✓ = included

• = optional

M = free option on Motability Scheme

F = free option

Reassuring Support



At Allied Mobility we know that meeting your expectations is the most important aspect of our business. As the leading supplier of wheelchair accessible vehicles to the UK and Ireland we've built an excellent reputation for providing quality, value and ongoing customer support.

It's important to choose the right mobility car to suit your needs, which is why we offer free, no-obligation home demonstrations nationwide. Your new *Independence™* will be delivered direct to your home address, anywhere in the UK and Ireland.

You're always assured of a friendly service from our highly trained professional staff. Available seven days a week, our customer service team is able to answer any product or Motability questions you may have. You'll also have access to a nationwide network of Peugeot service partners.



For more information freephone **0800 587 9677** email **info@alliedmobility.com** or visit **www.alliedmobility.com**

